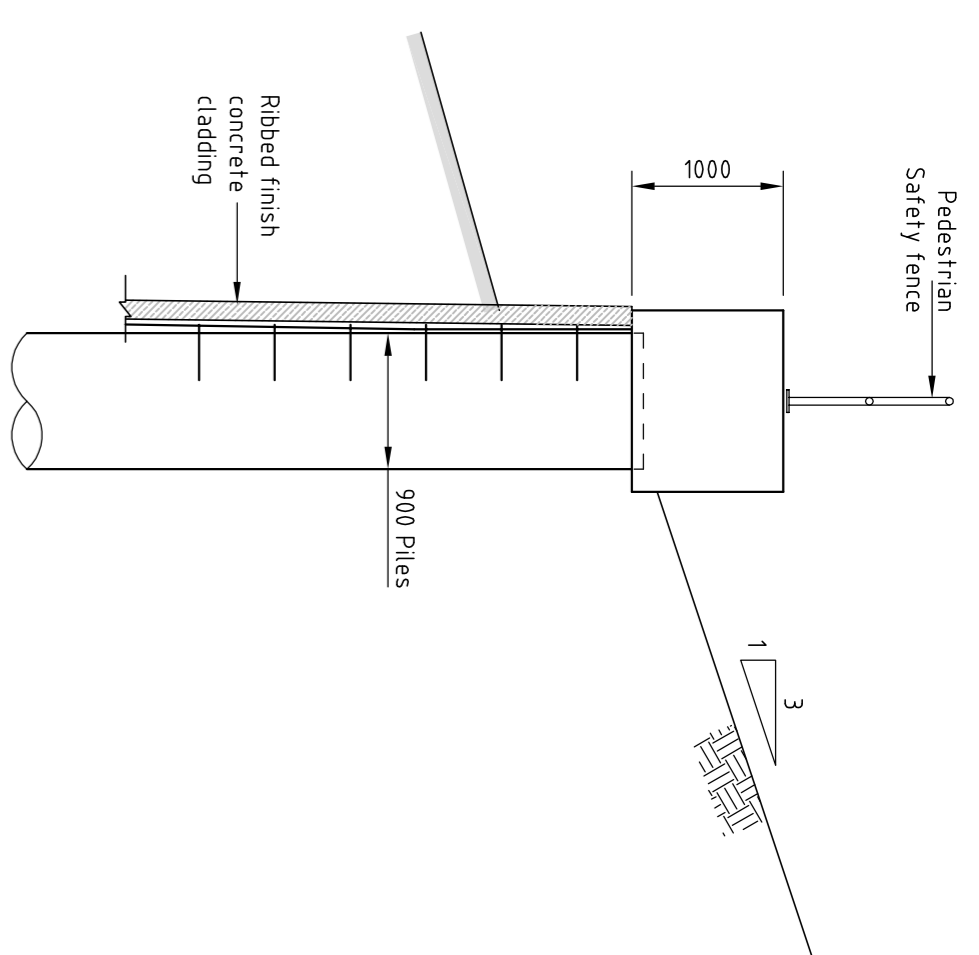
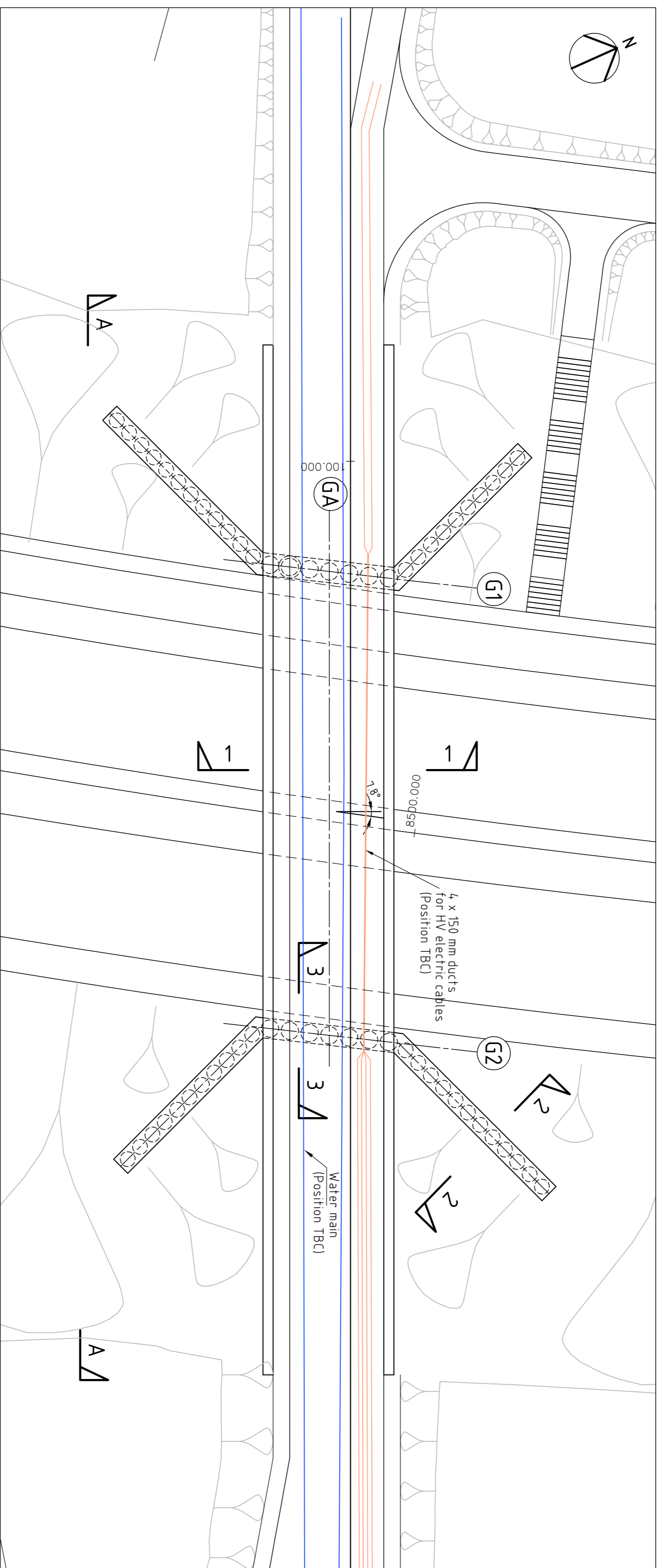


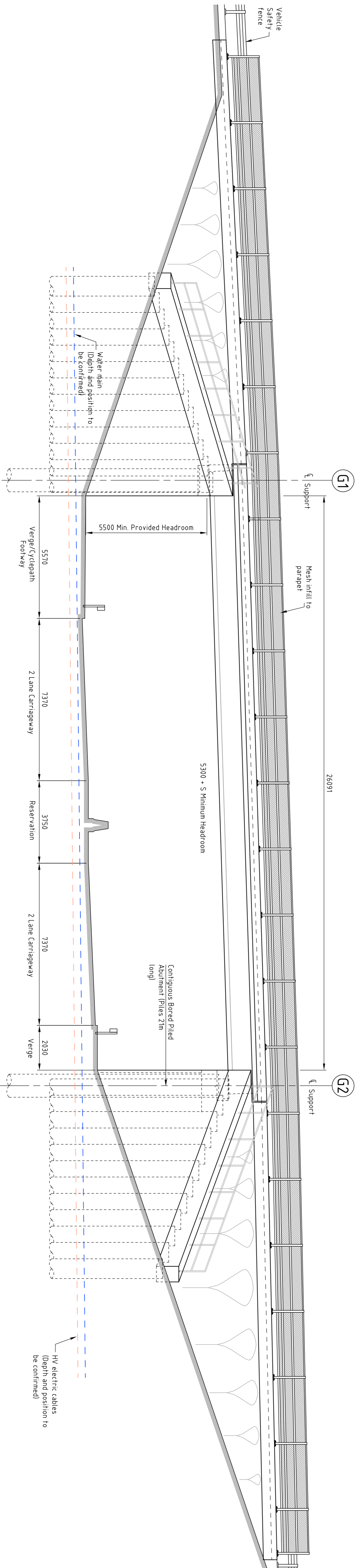
SECTION 1-1
(1:50)



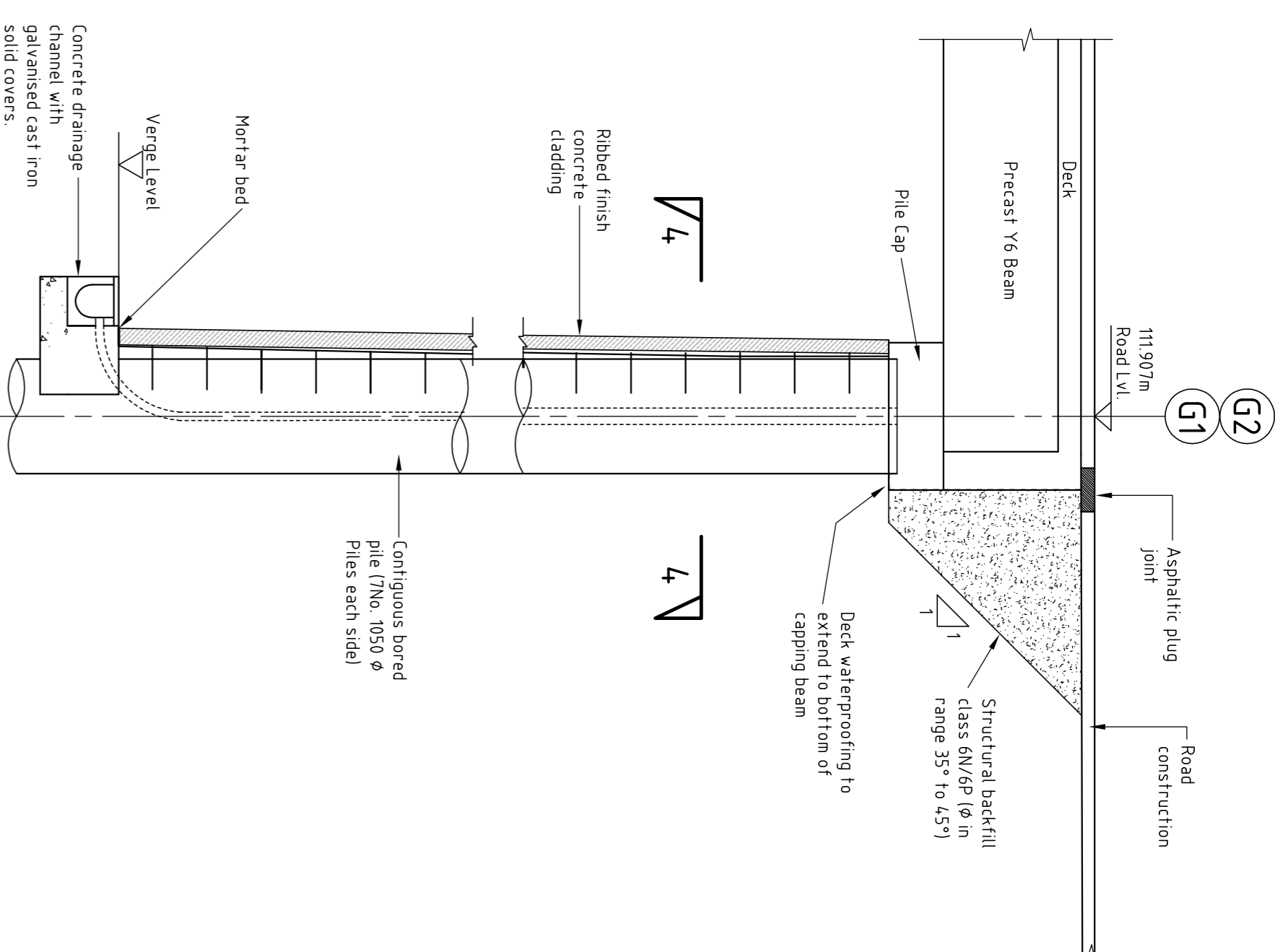
SECTION 2-2
(1:50)



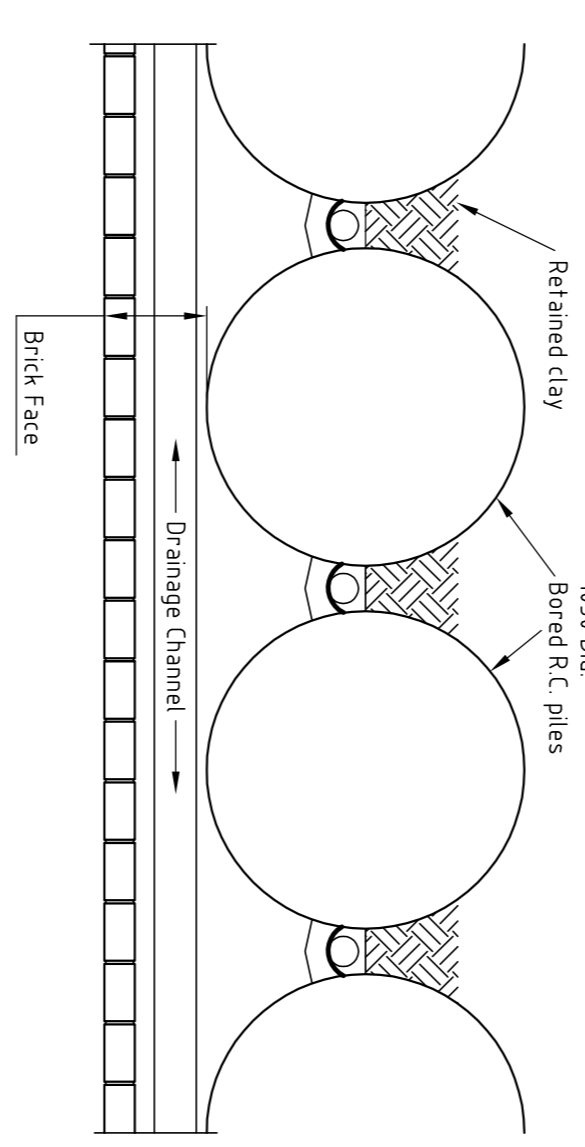
PLAN
(1:200)



ELEVATION A-A
(1:100)



SECTION 3-3
(1:50)



SECTION 4-4
(INTS)

This map is reproduced from Ordnance Survey material with the permission of Ordnance Survey on behalf of the Controller of Her Majesty's Stationery Office © Crown copyright/unauthorised reproduction infringes Crown copyright and may lead to prosecution or civil proceedings: Stockport Metropolitan Borough Council 100019571 2010

NOTES

- This drawing has been produced based on the latest HX highway model - Draft Design Freeze U/F1, as provided by the client (July 2015)
- The drainage has been produced mainly for the purpose of preliminary design and planning
- Levels are in metres and above Ordnance Datum.
- All dimensions are in millimetres.
- The option shown in this drawing is not for construction
- The foundation type shown on the drawing is based on the latest available geotechnical information
- Basic preliminary design has been undertaken to determine the geometry of the section sizes as per client's instructions.
- Concrete strengths:-
 - C32/40
 - C37/40
 - C40/50
 - C40/50
 - C40/50
 - C50/60
 - C50/60
- Permanent formwork is required to underside of deck.
- Concrete finishes to be as per MCHW specification series 1700 UNO:-
 - Burned foundations: F1, U1
 - Abutment columns: F1
 - Buried face of abutment: F1
 - Waterproofing: F4, F5
 - Precast concrete panel: F3, U3
 - Parapet edge beam: U4,
 - Deck slab top surface: U4,

Rev.	Drawn	Checked	Date	Revision Details
-	LF	TK	18/01/11	ARTICULATION CHANGED TO INTEGRAL
-	SPH	N.A.	18/02/13	REVISED INCORPORATING CLIENT'S COMMENTS
-	SPH	N.A.	02/09/13	ALIGNMENT & PILE LAYOUT REVISED
-	SPH	N.A.	12/09/13	ISSUED FOR PLANNING

semms
STOCKPORT
MANCHESTER
CITY COUNCIL
100019571

Jim Madigan BSc, CEng, MSc
SENIOR CIVIL ENGINEER
STOCKPORT
100019571
FAX: 0161 476 0272

Job Title
**A6 TO MANCHESTER AIRPORT
RELIEF ROAD**

Drawing Title
**B001
A6 BUS BRIDGE
GENERAL ARRANGEMENT**

Drawn	Checked	Approved
JM / LF	TK / NS	NS
Date	Date	Date
25/10/11	11/25/10/11	11/25/10/11
Scale	AS SHOWN	
Size	A1	
SGC No.	Filename	
1007/SD/DF7/A6-MA/B001/701		
Revision	C	