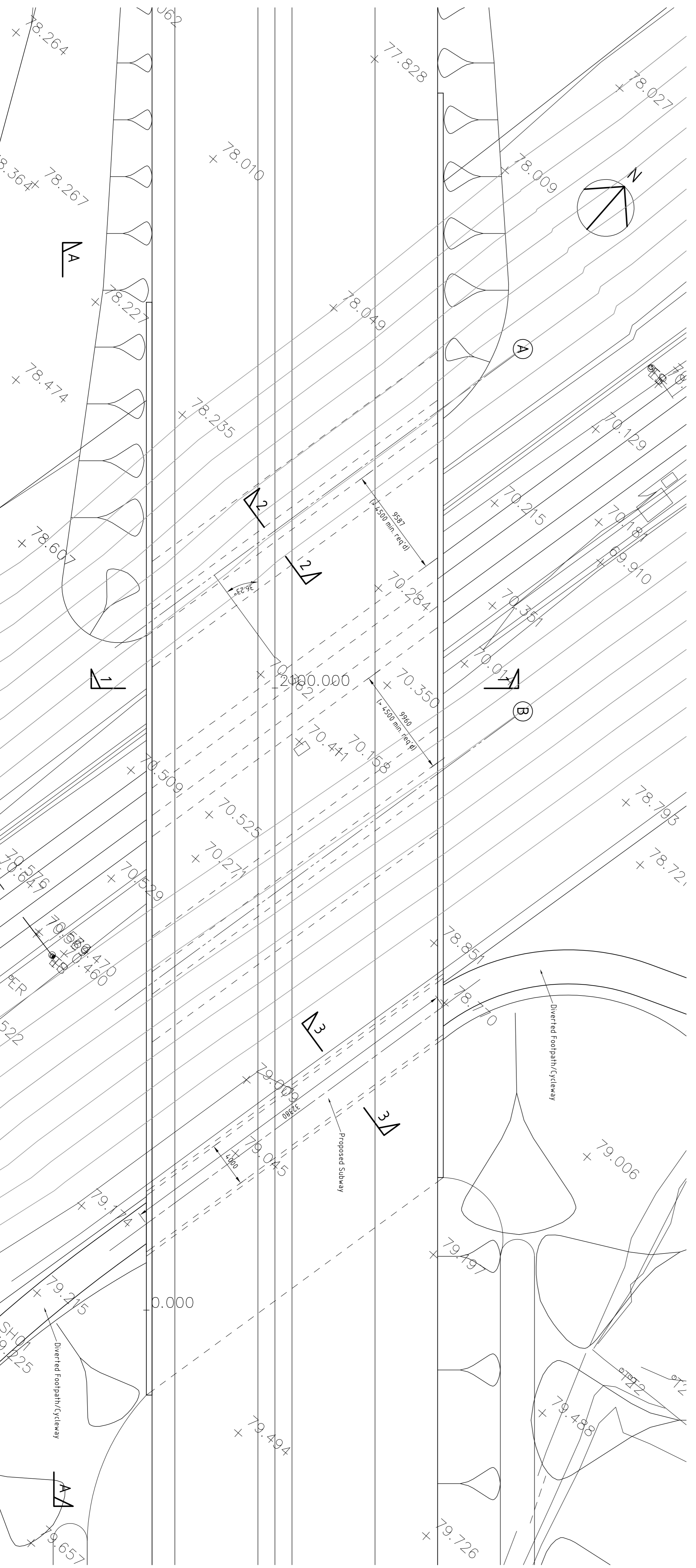
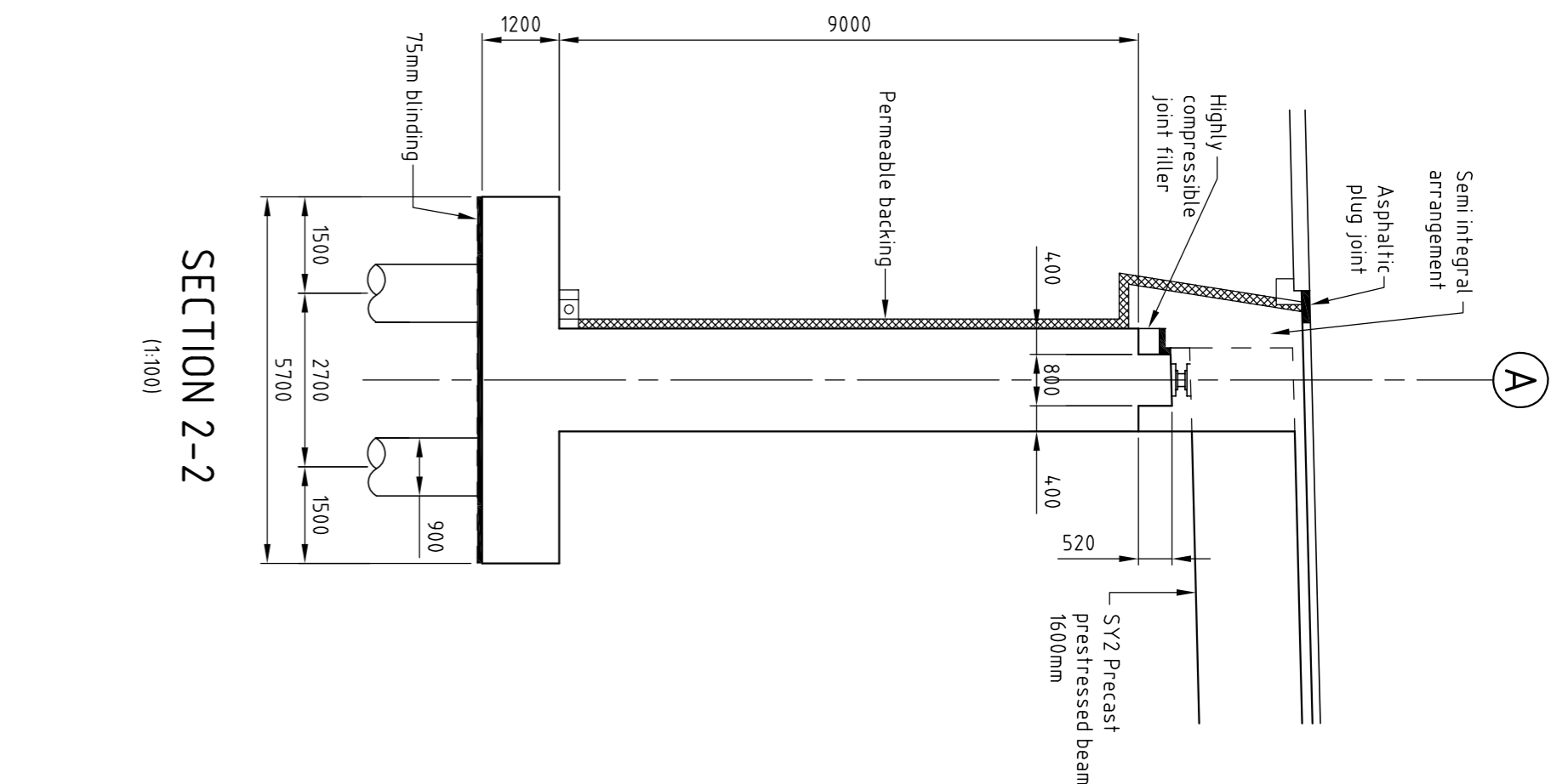
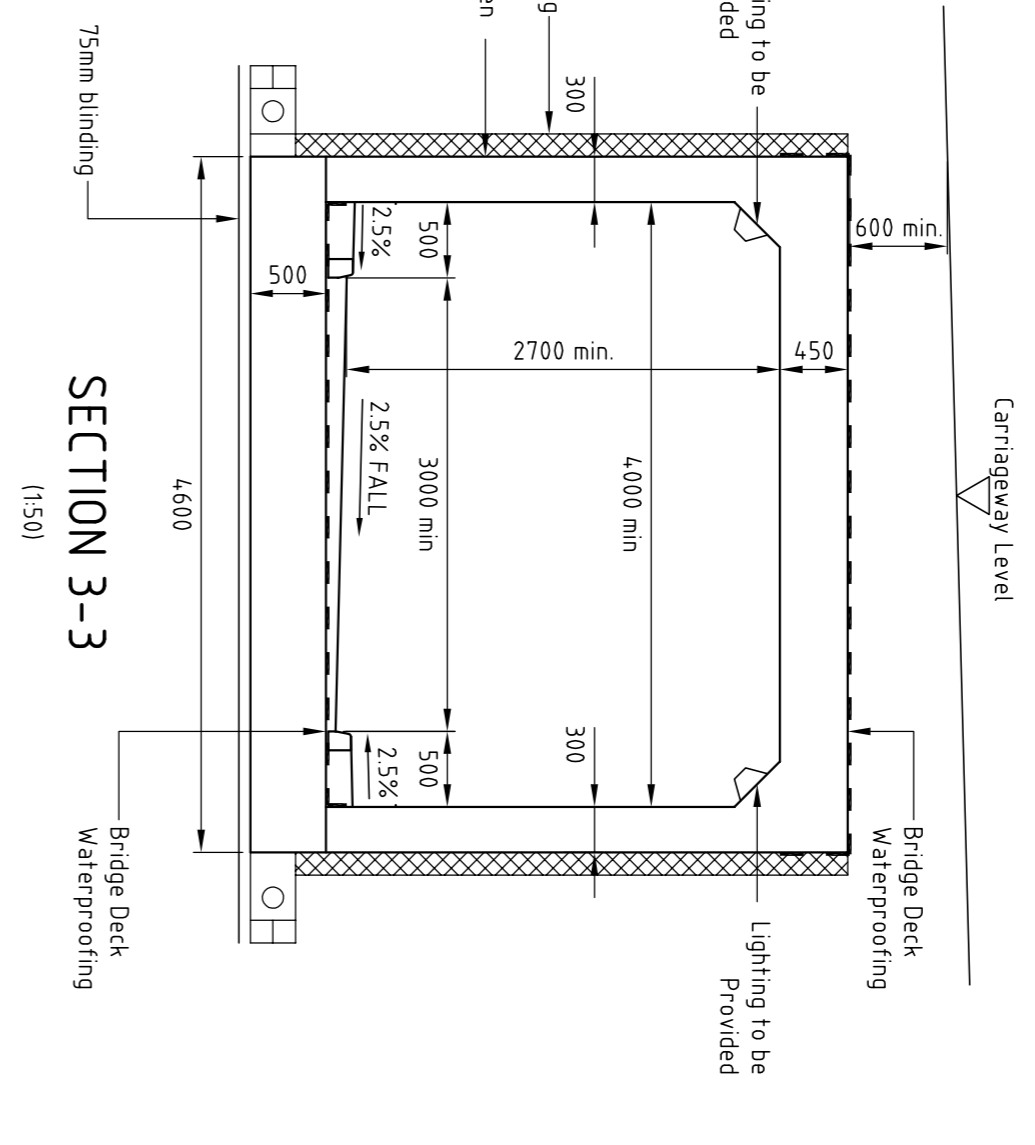
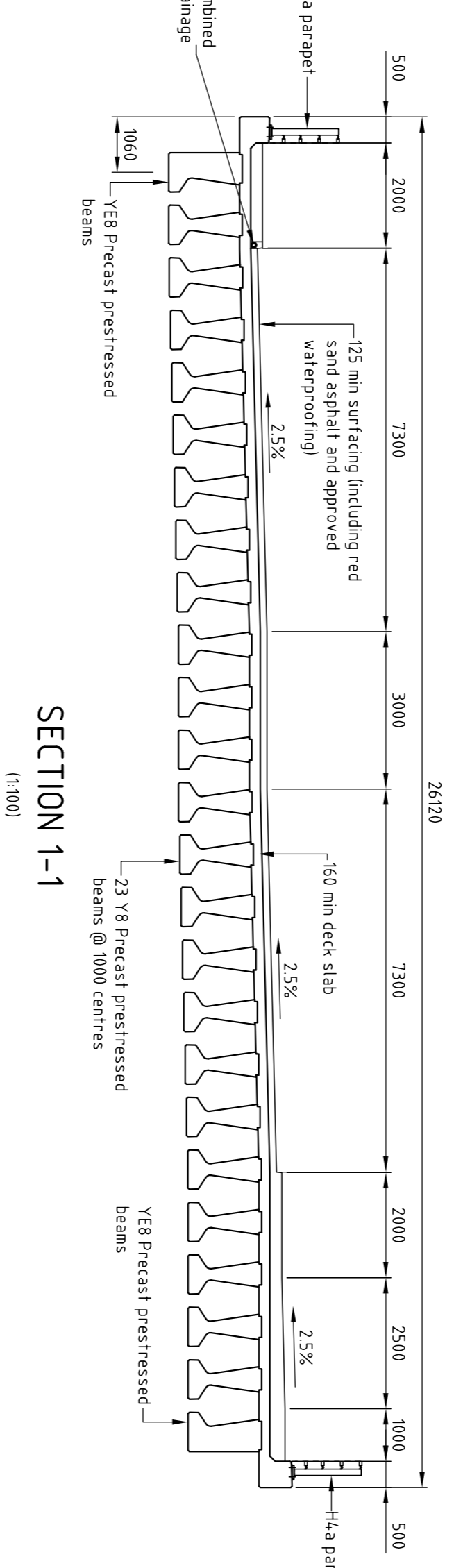
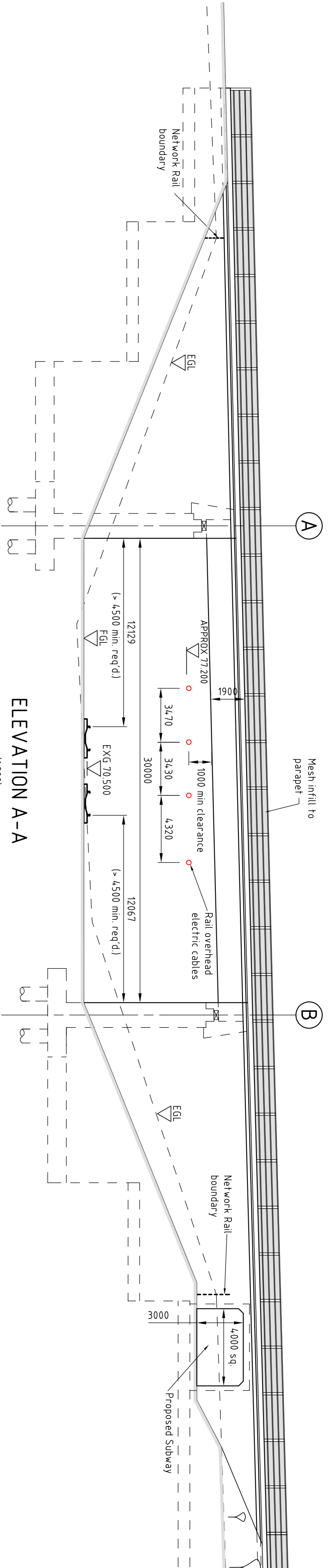


NOTES

1. This drawing has been produced based on the latest Ix Highway model built Design Freeze 5, as provided by the client (Feb 2013).
2. This drawing has been produced mainly for the purpose of preliminary design.
3. Levels are in metres and above Ordnance Datum.
4. All dimensions are in millimetres.
5. The option shown in this drawing is not for construction.
6. The foundation type shown on the drawing is based on the latest available geotechnical information.
7. Basic preliminary design has been undertaken to determine the geometry of the section sizes as per client's instruction.
8. Concrete strengths:-
Precast panel C37/40
Secret piers C37/40
Abutment diaphragm C37/40
Deck slab C37/40
Parapet edge beams C37/40
Precast beams C50/60
9. Permanent formwork is required.
10. Concrete finishes to be as per 'MCHW' specification series T700 UNO :-
Buried foundations: F1, U1
Abutment columns: F1
Buried face of abutment: F1
Waterproofing: F4
Precast beams: F4
Precast concrete panel: F4, U3
Parapet edge beam: F4, U3
Deck slab top surface: U4.



Rev.	Drawn	Checked	Date	Revision Details
03	LF	MM	12/4/13	SUBWAY DETAILS ADDED
02	SPH	MA	18/3/13	REVISED INCORPORATING CLIENT'S COMMENTS
01	SPH	NS	15/5/12	Elevation amended

SEMMS
 SOUND ASSESSMENT CONSULTING LIMITED (MIDDELTON STATION)
 STOCKPORT
 10001957/1
 Jim Maloney BSc, CEng, MICE
 Senior Production Manager
 Tel: 0161 472 4221
 Fax: 0161 472 4222
 Job Title

SEMMS
 RELIEF ROAD SCHEME
 A6 - AIRPORT
 Drawing Title
**STYAL RAILWAY
 BRIDGE
 GENERAL ARRANGEMENT**
 Drawing Title
 Drawn: JMC
 Date: DEC '11
 Checked: NS
 Date: DEC '11
 Scale: AS SHOWN
 Size: A1
 Filename:

Drawing No: 1007/3D/DF5/A6-MA/B013/713
 Revision: 03